



Glycine buffer make-up with Flexel[®] for Magnetic Mixer¹ and modeling of low pH viral inactivation with Flexel[®] for LevMixer^{®2}



Application
Note

#12

#13

#14

#15

#16

Executive Summary

This application note presents practical implementation examples of fully single-use process solutions in downstream processing. The combination of sterile bag assemblies with single-use impeller and sensor technologies provides the capability to perform and monitor complex process steps in a fully disposable configuration. This study investigates the use of single mixing systems for the preparation of buffers, commonly used in downstream processing, and for low pH viral inactivation usually following a protein A capture step. Contained transfer of products, performances of powder hydration and dissolution, benefits of in-line pH adjustment and low shear stress mixing are presented.

Introduction

Optimal buffer conditions for binding and elution steps in protein A affinity purification depends on the properties of the mAb. However, 0.1M glycine buffer is widely used as an elution buffer of the affinity column.

Following the protein A chromatography step, a low pH inactivation step is often required to inactivate enveloped viruses in the product pool.

After completion of the Protein A cycles, the eluates are pooled, the pH of the solution is adjusted to a low value, typically 3.2, and held at this value for 30 to 60 minutes at ambient temperature. The pH is then quickly re-adjusted to 5.0–5.5 to minimize exposure of the protein to low pH environment. The product is then filtered and transferred for further polishing step using for example cation exchange chromatography.

The study will investigate critical aspects of the mixing and online pH adjustment in a single-use configuration.

Purpose of the application study

The purpose of this application study is to develop a single-use solution for the buffer preparation at 200 L volume and for low pH viral inactivation. The following processing steps are investigated :

- Preparation of 200 L of elution buffer for a protein A column (0.1M glycine – 35mM NaCl),
- Simulation of a low pH viral inactivation in a 50 L Flexel[®] for LevMixer[®] at the following operating volumes:
 - 12 L (minimum volume to immerse the single-use pH probe*),
 - 30 L (intermediate volume)
 - 65 L (maximum volume in 50 L Flexel[®] Bag for LevMixer[®])

*specific bag's handling procedure for that volume.
Contact Sartorius Stedim Biotech Process Development Engineers

Materials and methods

1. Buffer preparation

- The buffer is prepared in a standard 200 L Flexel[®] Bag for Magnetic Mixer ref. FMB114893,
- The mixing system is filled to 80% of the required nominal volume, i.e. 160L. The volume is monitored with the integrated load-cells of the Palletank for Magnetic Mixer ref. FXC114153.
- The impeller speed is set to 300rpm on the Magnetic Mixer Drive Unit ref. LT-DU-006-EU for an efficient mixing,
- Powder is added in a contained way using the 15 L Powder Bag ref. FMA114008,
- After powder dissolution the final volume is adjusted to 200 L,
- The buffer is then adjusted from pH 7.2 to pH 3.8

2. Simulation of viral inactivation

- Viral inactivation is performed in a 50 L Flexel[®] Bag for LevMixer[®],
- The impeller speed is set to 70rpm to avoid vortex, minimize the shear forces and protein exposure to air bubbles.
- pH adjustments, is performed via introduction of acid and base from the top of the mixing bag assembly.
- In-line reading of the pH is performed with the single-use pH sensor integrated onto the mixing bag,
- pH is adjusted with HCl (1M) and NaOH (1M):
 - from 3.8 to 3.2 ± 0.1 for the incubation at low pH,
 - from 3.2 to $pH 5.5 \pm 0.1$ for pH re-equilibration prior to the cation exchange chromatography step.
- Additional trials were performed with a bottom addition of phosphate buffers (pH 3.0 for low pH ; pH 6.5 for neutralization). pH adjustment with buffered solutions, such as Phosphate buffers, are simpler to achieve avoiding pH overshooting and local exposure to strong acid or base that may be detrimental to the mAb stability.

¹ This product uses Pall patented Magnetic Mixer technology.

² LevMixer[®] is a trademark of Pall Corporation and this product uses Pall patented LevMixer[®] technology. All information on patents can be found at Pall.com/patents

Results and discussions

1. 200 L Glycine Buffer Preparation with Flexel® for Magnetic Mixer

Results

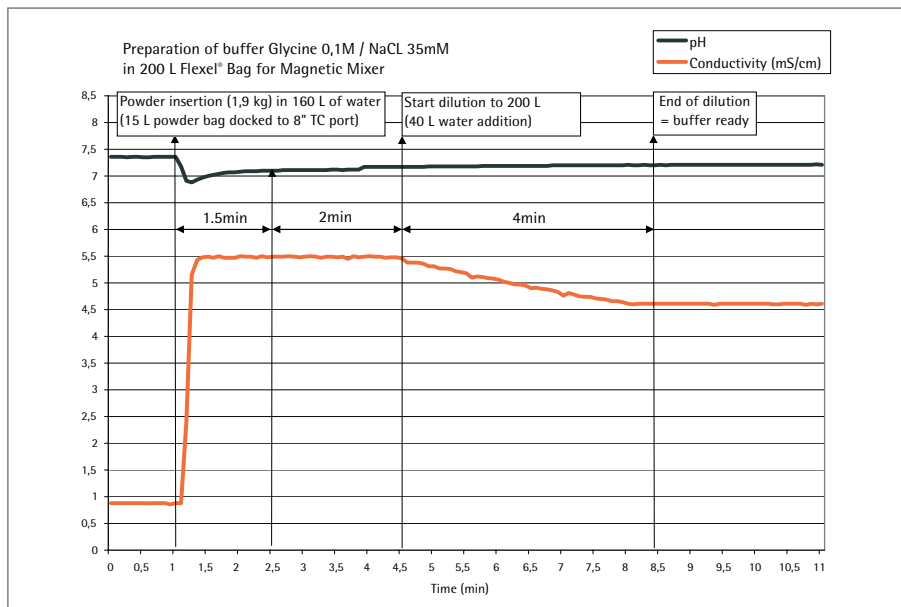
- Complete mixing of powders was achieved in 1.5 minutes in Flexel® Bag for Magnetic Mixer
 - Bag filled to 80% (160 L)
 - Contained powder addition using 15 L Powder Bag
 - Impeller speed 300 rpm providing a strong vortex
 - Single-use pH sensor for in-line pH monitoring
- Total process time = 25 minutes, including:
 - Bag unpacking and installation = 2.5 min
 - Bag filling to 80% of the target volume with water using a peristaltic pump = 15 min
 - 2-point calibration of the single-use pH sensor (performed during the bag filling step)
 - Powders mixing = 1.5 min
 - Impeller rotation maintained for 2 min
 - Final dilution to 200 L = 4 min
- The pH was later adjusted from 7.2 to 3.8 to simulate the mAb eluate of a protein A column that will be submitted to low pH viral inactivation .



Figure 1: Docking of the 15 L Powder Bag onto the Flexel® Bag for Magnetic Mixer



Figure 2: Vortex in 200 L Flexel® Bag for Magnetic Mixer



2. Simulation of low pH viral inactivation step with Flexel® for LevMixer®

2.1 low pH viral inactivation step using strong acid and base

Results

- Contained top addition of HCl | NaOH (1M) through the needleless Clave connector of the Flexel® Bag for LevMixer®,
- Impeller speed = 70 rpm (no vortex to minimize shear forces),
- Instant reading of the pH by the single-use sensor,
- All targeted pH were successfully achieved:
 - Bag filled with 12 L* at pH 3.8:
 - pH 3.21 achieved in 2.0 min
 - pH 5.53 achieved in 3.8 min
 - Bag filled with 30 L at pH 3.8:
 - pH 3.21 achieved in 4.8 min
 - pH 5.49 achieved in 10.0 min
 - Bag filled with 65 L at pH 3.8:
 - pH 3.23 achieved in 11.7 min
 - pH 5.48 achieved in 17.5 min
- No variation of pH over time during incubation.

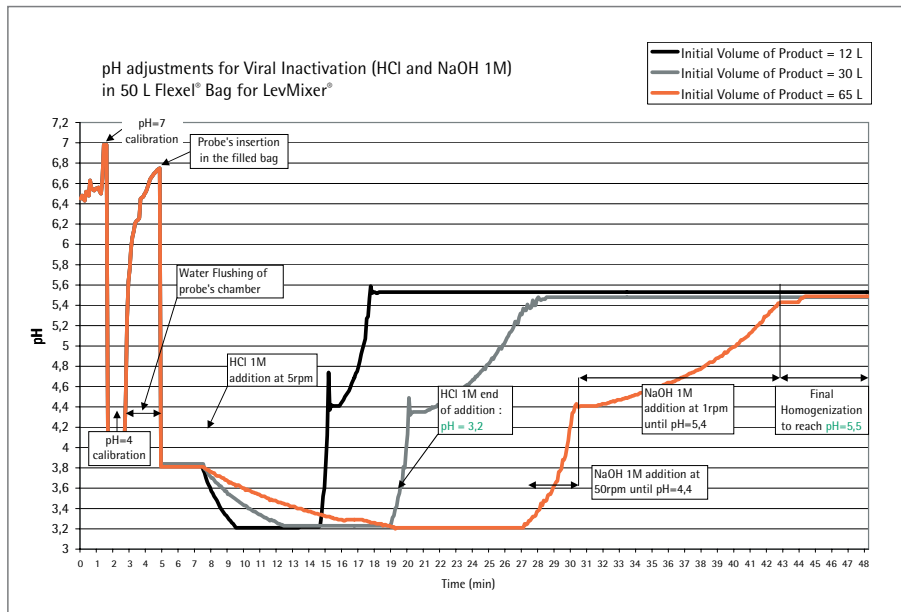


Figure 3: Calibration of the single-use pH probe



Figure 4: 50 L Flexel® Bag for LevMixer® in 50 L Palletank for LevMixer® (weighing)

*specific bag's handling procedure at 12 L. Contact Sartorius Stedim Biotech Process Development Engineers for details.



2.2 Low pH viral inactivation step using buffers

Results

- Contained bottom addition of phosphate buffers through 1/2" ID silicone tubing,
- Impeller speed = 70 rpm (no vortex to minimize shear forces),
- Instant reading of the pH by the single-use sensor,
- targeted pH were successfully achieved:
 - bag filled with 30 L of product at pH 3.8:
 - 3.21 achieved in 17.0 min (15 L addition)
 - 5.52 achieved in 8.0 min (7 L addition)
- Integrated load-cells for buffer addition monitoring,
- Properties of the phosphate buffer imply less risk of precipitation compared to the hydrochloric acid.
- But the final volume in the bag of 52 L (initially 30 L) may require a concentration step before cation exchange chromatography.

2.3 Comments

- All targeted pH values were successfully reached within the tolerances of ± 0.1 pH.
- During strong base and acid additions:
 - Thanks to the pKa1 value of the glycine (2.35), the pH was smoothly adjusted during low pH and neutralization until pH = 4.4.
 - During caustic addition starting from pH 4.4: the pump speed was reduced from 50rpm to 1rpm to deal with the high sensitivity of the pH when out of the glycine buffer range, thus allowing to reach the targeted pH of 5.5 ± 0.1 within an acceptable process time.
- During phosphate buffer additions at pH 3.0 and pH 6.5, the buffer property enabled smooth pH adjustments while keeping a constant pump speed

Conclusion

The 200 L of glycine buffer is efficiently prepared with the strong mixing provided by the Flexel[®] for Magnetic Mixer technology. A low bioburden is guaranteed by the contained processing conditions. Furthermore, containment of the buffer salts in the powder transfer bag protects the operator from exposure to chemicals. The combination of sterile bag assemblies with a single use impeller and pH sensor simplifies the buffer preparation operations and provides the ability to monitor the pH of the solution.

Low pH viral inactivation was performed with the Flexel[®] for LevMixer[®] technology. The levitated impeller technology provides low shear stress and particulate free aseptic mixing conditions required for processing high value products, such as mAb. The range of Flexel[®] Bags both for Magnetic Mixer and LevMixer[®] includes volumes of 50 L, 100 L, 200 L, 400 L, 650 L and 1000 L offering full scalability for such process steps.

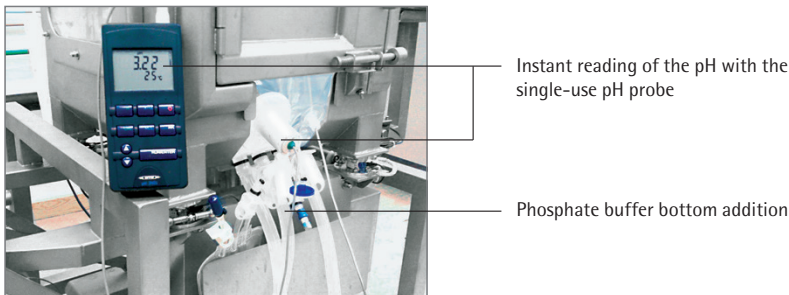
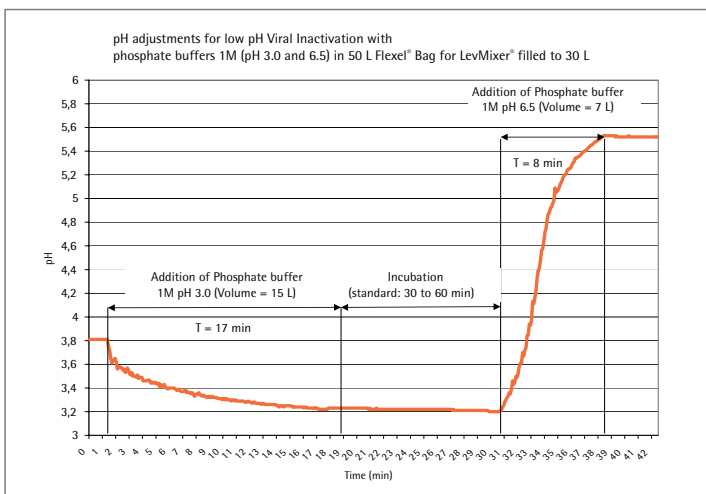


Figure 5: 50 L Flexel[®] Bag for LevMixer[®] in 50 L Palletank for LevMixer[®] (weighing)



Sales and Service Contacts

For further contacts, visit www.sartorius-stedim.com

Europe

Germany
Sartorius Stedim Biotech GmbH
August-Spindler-Strasse 11
37079 Goettingen
Phone +49.551.308.0

Sartorius Stedim Systems GmbH
Robert-Bosch-Strasse 5-7
34302 Guxhagen
Phone +49.5665.407.0

France
Sartorius Stedim FMT S.A.S.
ZI des Paluds
Avenue de Jouques - CS 91051
13781 Aubagne Cedex
Phone +33.442.845600

Sartorius Stedim France SAS
ZI des Paluds
Avenue de Jouques - CS 71058
13781 Aubagne Cedex
Phone +33.442.845600

Austria
Sartorius Stedim Austria GmbH
Modecenterstrasse 22
1030 Vienna
Phone +43.1.7965763.18

Belgium
Sartorius Stedim Belgium N.V.
Rue Colonel Bourg 105
1030 Bruxelles
Phone +32.2.756.06.80

Hungary
Sartorius Stedim Hungária Kft.
Kagyló u. 5
2092 Budakeszi
Phone +36.23.457.227

Italy
Sartorius Stedim Italy S.r.l.
Via dell'Antella, 76/A
50012 Antella-Bagno a Ripoli (FI)
Phone +39.055.63.40.41

Netherlands
Sartorius Stedim Netherlands B.V.
Phone +31.30.60.25.080
filtratie.nederland@sartorius-stedim.com

Poland
Sartorius Stedim Poland Sp. z o.o.
ul. Wrzesinska 70
62-025 Kostrzyn
Phone +48.61.647.38.40

Russian Federation
LLC "Sartorius Stedim RUS"
Vasilyevsky Island
5th line 70, Lit. A
199178 St. Petersburg
Phone +7.812.327.53.27

Spain
Sartorius Stedim Spain, S.A.U.
Avda. de la Industria, 32
Edificio PAYMA
28108 Alcobendas (Madrid)
Phone +34.913.586.098

Switzerland
Sartorius Stedim Switzerland AG
Ringstrasse 24 a
8317 Tagelswangen
Phone +41.52.354.36.36

U.K.
Sartorius Stedim UK Ltd.
Longmead Business Centre
Blenheim Road, Epsom
Surrey KT19 9 QQ
Phone +44.1372.737159

Ukraine
LLC "Sartorius Stedim RUS"
Post Box 440 "B"
01001 Kiev, Ukraine
Phone +380.44.411.4918

Americas

USA
Sartorius Stedim North America Inc.
5 Orville Drive, Suite 200
Bohemia, NY 11716
Toll-Free +1.800.368.7178

Argentina
Sartorius Argentina S.A.
Int. A. Ávalos 4251
B1605ECS Munro
Buenos Aires
Phone +54.11.4721.0505

Brazil
Sartorius do Brasil Ltda
Avenida Senador Vergueiro 2962
São Bernardo do Campo
CEP 09600-000 - SP- Brasil
Phone +55.11.4362.8900

Mexico
Sartorius de México, S.A. de C.V.
Libramiento Norte de Tepetzotlan s/n,
Colonia Barrio Tlacateco,
Municipio de Tepetzotlan,
Estado de México,
C.P. 54605
Phone +52.55.5562.1102
leadsmex@sartorius.com

Peru
Sartorius Peru S.A.C.
Avenue Alberto del Campo 411
Floor 12 - The Office
15076 - San Isidro, Lima
Phone +51.1.441 0158

Asia | Pacific

Australia
Sartorius Stedim Australia Pty. Ltd.
Unit 5, 7-11 Rodeo Drive
Dandenong South Vic 3175
Phone +61.3.8762.1800

China
Sartorius Stedim (Shanghai)
Trading Co., Ltd.
3rd Floor, North Wing, Tower 1
No. 4560 Jinke Road
Zhangjiang Hi-Tech Park
Pudong District
Shanghai 201210, P.R. China
Phone +86.21.6878.2300

Sartorius Stedim (Shanghai)
Trading Co., Ltd.
Beijing Branch Office
No. 33 Yu'an Road
Airport Industrial Park Zone B
Shunyi District, Beijing 101300
Phone +86.10.8042.6501

Sartorius Stedim (Shanghai)
Trading Co., Ltd.
Guangzhou Branch Office
Room 1105
Xing Guang Ying Jing Building
No. 119, Shui Yin Road
Yue Xiu District, Guangzhou 510075
Phone +86.20.3836.4193

India
Sartorius Stedim India Pvt. Ltd.
#69/2-69/3, NH 48, Jakkasandra
Nelamangala Tq
562 123 Bangalore, India
Phone +91.80.4350.5250

Japan
Sartorius Stedim Japan K.K.
4th Fl., Daiwa Shinagawa North Bldg.
8-11, Kita-Shinagawa 1-chome
Shinagawa-ku, Tokyo, 140-0001 Japan
Phone +81.3.4331.4300

Malaysia
Sartorius Stedim Malaysia Sdn. Bhd.
Lot L3-E-3B, Enterprise 4
Technology Park Malaysia
Bukit Jalil
57000 Kuala Lumpur, Malaysia
Phone +60.3.8996.0622

Singapore
Sartorius Stedim Singapore Pte. Ltd.
10 Science Park Rd
The Alpha #02-13/14
Singapore Science Park II
Singapore 117684
Phone +65.6872.3966

South Korea
Sartorius Korea Biotech Co., Ltd.
8th Floor, Solid Space B/D,
PanGyoYeok-Ro 220, BunDang-Gu
SeongNam-Si, GyeongGi-Do, 463-400
Phone +82.31.622.5700



▶ www.sartorius-stedim.com