

SARTORIUS

Simplifying Progress



Sartorius Learning Center | Access Guide

Sep 2023

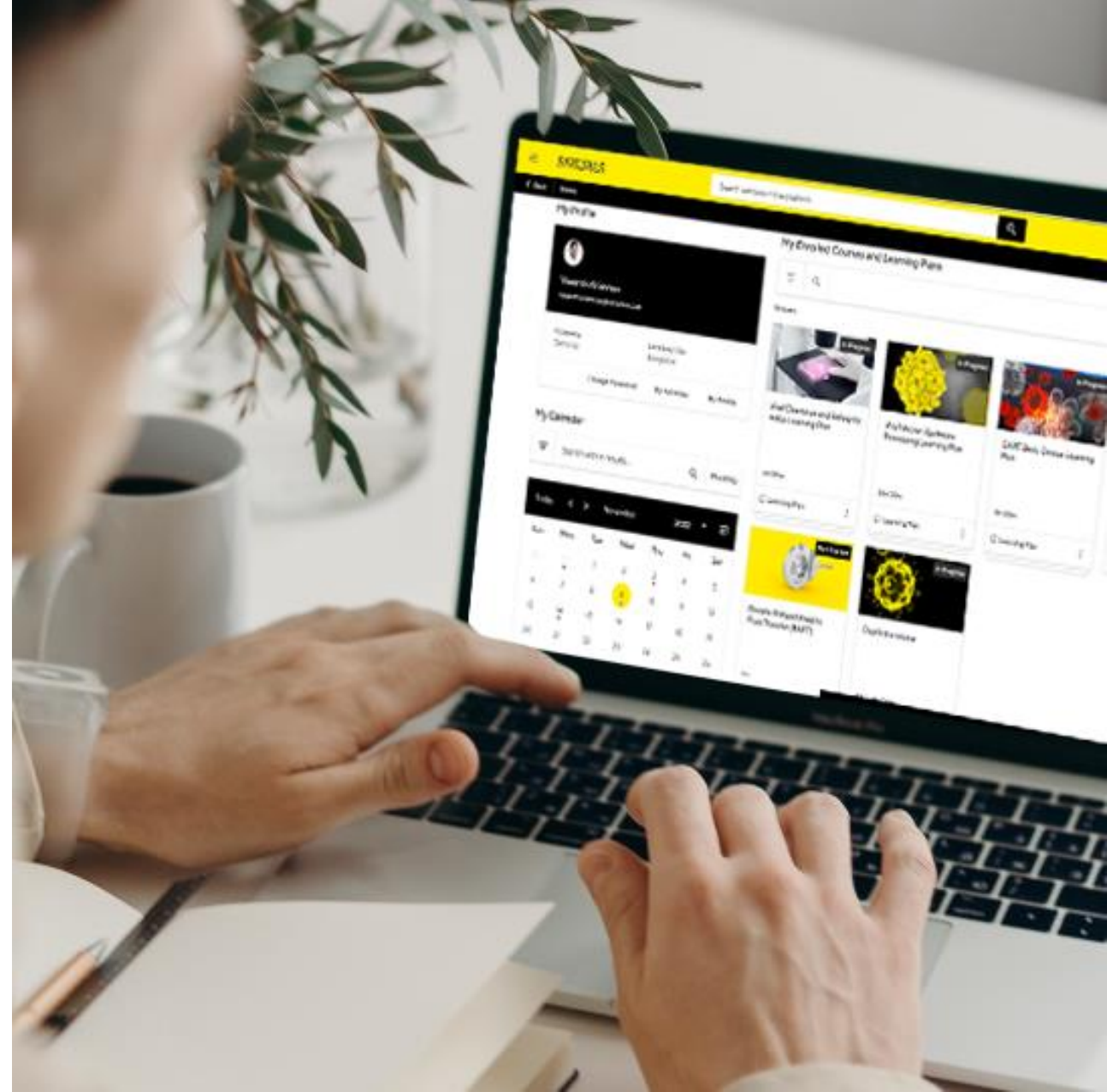
Agenda

Sartorius Customer

- How to register an account
- How to Sign in and change/reset password

Sartorius Employee

- Registering into the Platform
- Signing into the Platform



Sartorius Customer

How to register your account

Step 1: Click on the "Customer" button


Sartorius Learning Center



For login information, please [click here](#)

*Sartorius employees logging in for the first time, please [register your interest](#)

 Sartorius Employee*

 Customer

Step 1: Click on the "Don't have Sartorius ID, yet? Sign up" button

SARTORIUS

Welcome to My Sartorius!

Sartorius ID

☐ Keep me signed in

Next

Don't have a Sartorius ID, yet? Sign up

[Forgot your password?](#)

Step 3: Fill in all the data, then accept “terms and condition”, Finally click on “Create Sartorius ID”

SARTORIUS

English



< Create Your Sartorius ID

A single Sartorius ID and password gives you access to the digital Sartorius ecosystem: Sign in to My Sartorius, your individual customer portal, and seamlessly navigate through digital services such as our eShop.

Already have a Sartorius ID? [Sign in here](#) >

Personal Data

First Name*

Last Name*

Email Address*

Telephone*

Company Data

Company Name*

Country*

State*

Street*

Street Number*

Postal Code*

City*

Sales Tax ID

☐ I would like to sign up for newsletters from Sartorius (Sartorius AG and its affiliated companies) based of my personal interests. I can revoke my consent at any time with effect for the future by clicking on the "unsubscribe" link in e-mails I have received.

☒ I accept the [terms of use](#) and [data privacy notice](#).

* These fields are mandatory

Create Sartorius ID

An email will be sent to you for Activation

SARTORIUS

English



Dashboard > Create Your Sartorius ID

✓ We Sent You an Activation Email

Your Sartorius ID has been created successfully. We have sent you an email containing an **activation link** to "vasanthmsn@yahoo.com".

Please follow the activation link to complete your registration.

Step 4: Click on "Activate Sartorius ID"

15:09



Activate Your Sartorius ID



Welcome to My Sartorius

Dear Vasanth Krishnan,

Thank you for signing up for your personal Sartorius ID. To complete your registration and set your password, please click the following activation button.

Activate Sartorius ID

Step 5: To Complete the registration
“Set your password” and Click login

Complete the Registration of Your Sartorius ID

The completion of your personal Sartorius ID is only one step away. To finalize the registration, please set a password.

Set Your Password

Make sure your password neither contains parts of your name nor of your Sartorius ID

Password requirements

- ✓ At least 8 characters
- ✓ At least one lower case letter
- ✓ At least one upper case letter
- ✓ At least one digit
- ✓ At least one of these: @, !, #, ?, \$, &, %
- ✓ No whitespaces

Password*

.....

Confirm your password*


.....


Set Password and Login


Step 6: You will be logged in to My Sartorius portal, from here click
on “Learn with Sartorius” label to redirect to learning platform


Welcome, Vasanth!


+ Add new services


Shop


Product News


Learn with Sartorius


Download Software

 Welcome to your Dashboard

This dashboard provides you a tailored overview on information, services, and functionalities for your day-to-day interactions with Sartorius. It is the entry point to the digital Sartorius ecosystem.

Feel free to explore our first functionalities. You can soon look forward to many further content and services.

My support requests

You have no requests

View all

+ Create new

📌 Currently only software support requests are shown here.

Certificates

Search and download LOT certificates for your Sartorius products.

Product Number*

Lot Number*

Please enter a product number

Please enter a lot number

🔍 Search

How to Sign in and change/reset password

Existing user who already registered Sartorius ID. To Sign Into the platform, click on “Customer” button.


Click on “Customer” button.


Sartorius Learning Center



For login information, please [click here](#)

*Sartorius employees logging in for the first time, please [register your interest](#)

 Sartorius Employee*

 Customer

Enter the **Username** and click on "Next"



Welcome to My Sartorius!

Sartorius ID

☐ Keep me signed in

Don't have a Sartorius ID, yet? Sign up

[Forgot your password?](#)

Then enter the **password** and click on "Sign In"



Sign in with your password

vasanthkrd@gmail.com

Password

[Forgot your password?](#)

[Back to sign in](#)

You will be successfully signed Into Sartorius Portal

In case you forgot your password,
or you need to reset your
password, click on “**Forgot
password?**”

SARTORIUS

Sign in with your password

vasanthkrd@gmail.com

Password

Sign In

[Forgot your password?](#)

[Back to sign in](#)

Enter your Sartorius ID, and click on “**Email me a
recovery link**” to receive a link to reset password

Recover Your Password

Please enter your Sartorius ID. We will then email you a recovery
link.

Sartorius ID*

vasanthkrd@gmail.com

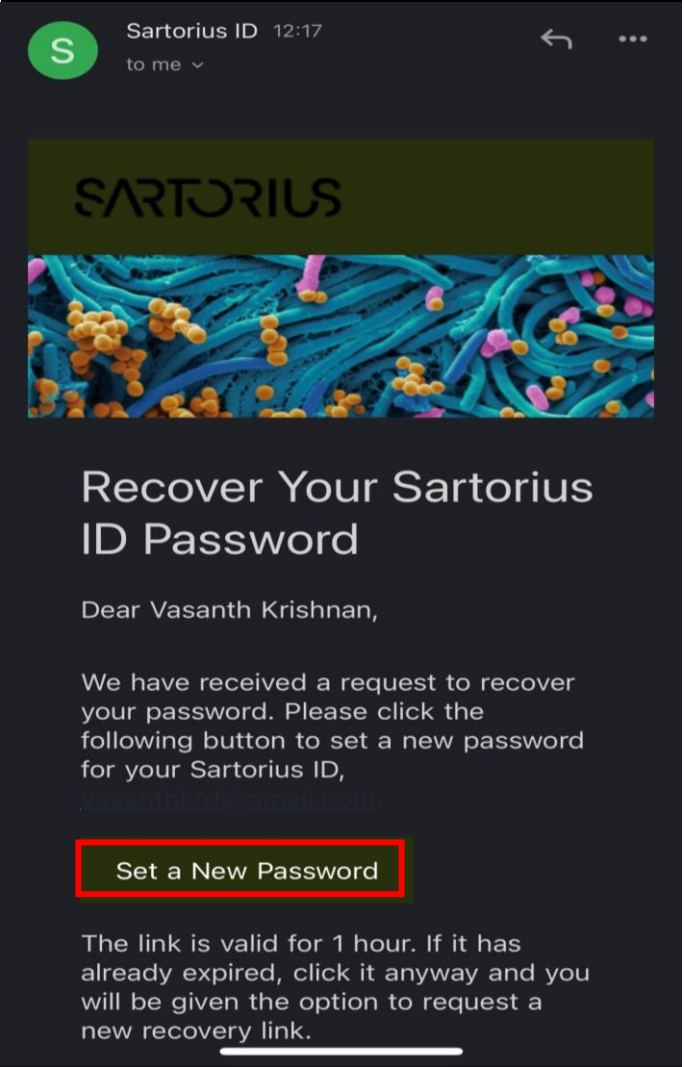
Email me a recovery link

An email is sent to your email with Password reset link

✓ Recovery Email Sent

An email has been sent if the email address you have entered is associated with a Sartorius ID. To reset your password, please click the password recovery link contained in this email.

Now, click on “Set a New Password” link to reset



To complete, enter the new password and click on “Reset Password and Login”

SARTORIUS

Reset Your Password

Make sure that your new password is different from your previous 10 passwords and does neither contain parts of your name nor your Sartorius ID.

Password requirements

✓ At least 8 characters

✓ At least one lower case letter

✓ At least one upper case letter

✓ At least one digit

✓ At least one of these: @, !, #, ?, \$, &, %

✓ No whitespaces

Password*

Confirm your password*

Reset Password and Login

After successful login to Sartorius Portal, click on “Learn with Sartorius” label to redirect to learning platform

SARTORIUS

English



Welcome, Vasanth!

+ Add new services



Shop



Product News



Learn with Sartorius



Download Software

Welcome to your Dashboard

This dashboard provides you a tailored overview on information, services, and functionalities for your day-to-day interactions with Sartorius. It is the entry point to the digital Sartorius ecosystem.

Feel free to explore our first functionalities. You can soon look forward to many further content and services.

My support requests

You have no requests

View all

+ Create new

Currently only software support requests are shown here.

Certificates

Search and download LOT certificates for your Sartorius products.

Product Number*

Please enter a product number

Lot Number*

Please enter a lot number

Search

Sartorius Employee

Registering into the Platform: Sartorius Employee


- To access the platform, first a learner needs to be added as user on learning platform by requesting “Sartorius Learning Center”.
- Then “admin” will add the user on the learning platform.


Note: User will get a notification post successful user creation on the platform

Sartorius Learning Center ×

For login information, please [click here](#)

*Sartorius employees logging in for the first time, please [register your interest](#)

 Sartorius Employee*

 Customer

Signing into the Platform: Sartorius Employee


- No need to create username or to remember credentials.
- Simply click on the “Sartorius employee” button to login to the platform, only when using **Sartorius configured IT device**.
- The **login button** works only for employees who are participating in Sartorius Academy courses.


Note: Password settings are not available within the platform

Sartorius Learning Center ×

For login information, please [click here](#)

*Sartorius employees logging in for the first time, please [register your interest](#)

 Sartorius Employee*

 Customer

Thank you.