

Insight

at the speed of light™

Introducing Cy-Clone PLUS — The Fastest Way to the Best Clones



usability



speed



content



insight



miniaturization

intellicyt®

A SARTORIUS COMPANY

Why wait for answers?



Speed

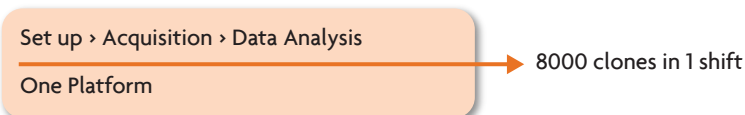
Cy-Clone™ PLUS delivers the fastest workflow so you can screen more clones in less time and make decisions sooner.

Clone Screen with Current Method

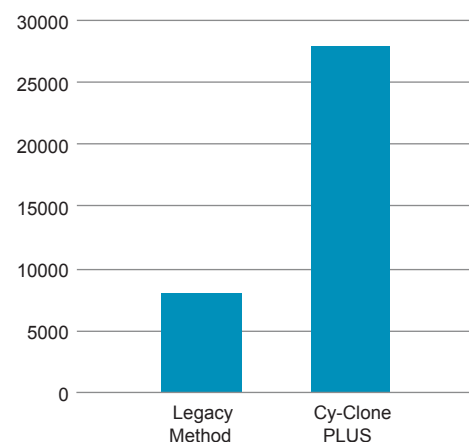


* Based on customer use case

Clone Screen with Cy-Clone PLUS Kit



3.5x More Clones with Cy-Clone PLUS

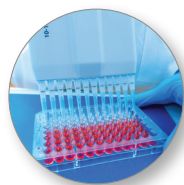


Why you'll ♥ Cy-Clone PLUS...




IntelliCyt Advantage

- One Assay
- One Platform



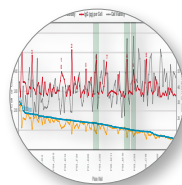
Sample Prep

- No Wash
- No Dilution



ForeCyt® Software

- Templated Analysis
- Easy Visualization




Better Answers

- Relevant Data
- Critical Productivity Attributes




Fast Time to Answers

- Streamlined Workflow
- 3.5x more clones



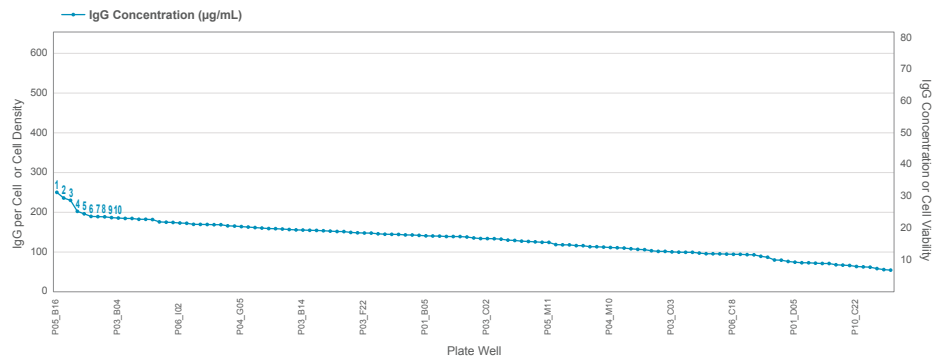
The IntelliCyt Advantage

When is IgG titer not enough?



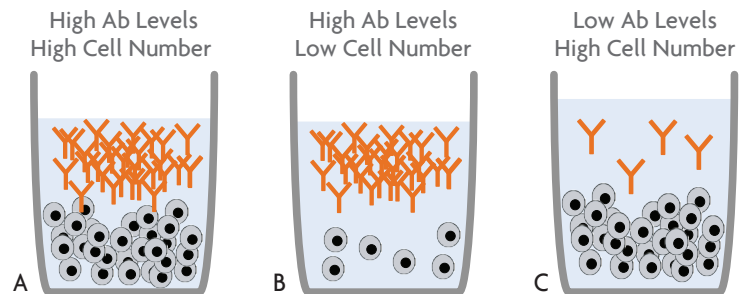
Content

1 Current clone selection methodology determines which clones are optimal by a single IgG titer readout. Points 1–10 on the chart to the right would be ranked as “optimal” using IgG titer alone.

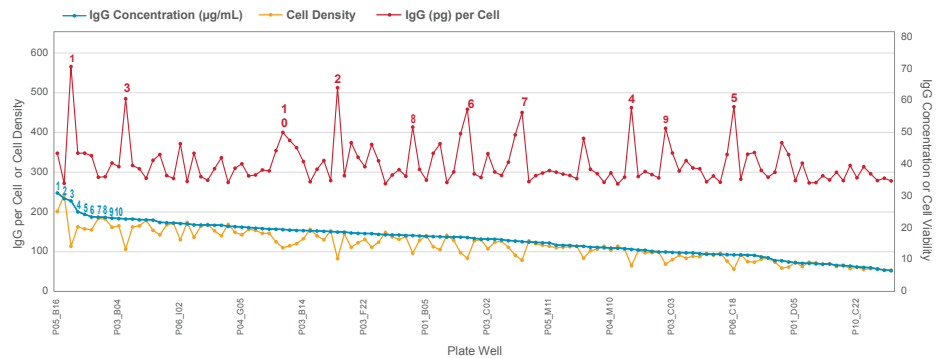


When every cell has a story to tell!

2 Cell number is an important variable to consider when ranking clones. As figures A, B, and C illustrate, it is helpful to understand how many cells are producing the IgG titer to get a better picture of whether a particular clone is growing well and whether it is an optimal producer or not.

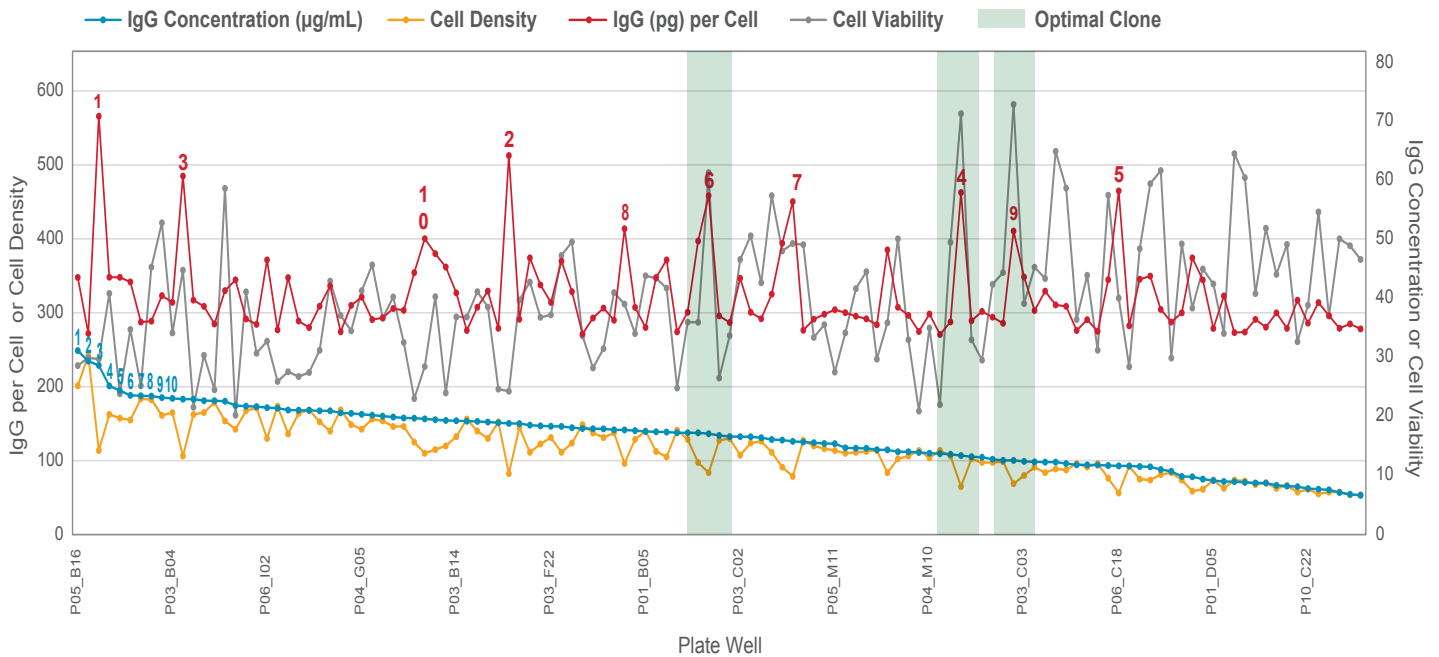
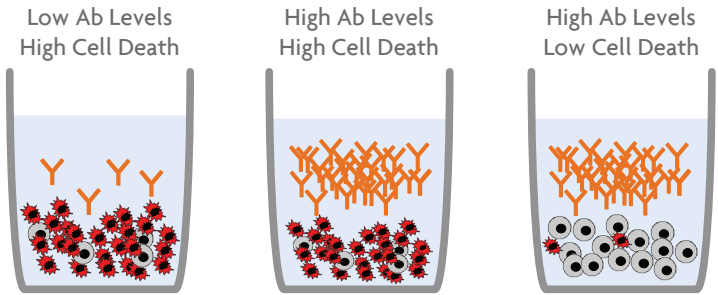


Assessing IgG production on a per cell basis, in addition to cell density and total IgG production measurements, gives a much different picture as to which clones are the optimal producers, as the figure to the right illustrates.



Because cell health matters.

3 Assessing the viability of the clone informs ranking and selection by weeding out those clones whose cell health profile is not ideal for further evaluation. Cy-Clone PLUS' multiparametric readout (IgG titer, IgG titer per cell, cell density and cell viability) offers a comprehensive assessment of which clones are healthy and will be the optimal producers for further evaluation. As the data in the chart below depicts, the addition of cell density, IgG per cell, and cell viability reveals a complete picture of the optimal clones to bring forward through cell line development compared to the clones identified by IgG titer alone.

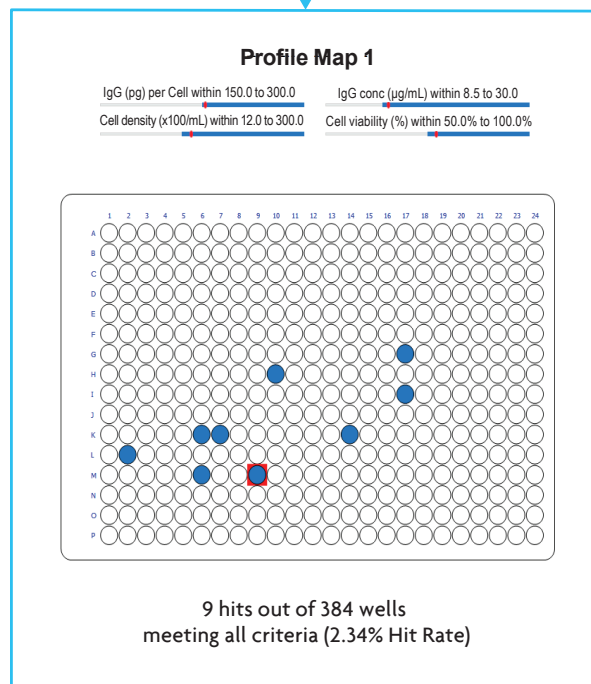



See what you have been missing...



Insight

ForeCyt Software provides powerful visualization tools to reveal the best clones. Heat maps allow you to visualize each readout. Using Boolean logic, the unique Profile Map feature automatically identifies the desired clones from multiple user-defined criteria. Wells that meet these criteria lead to actionable results to drive cell line development forward.



The IntelliCyt Advantage delivers more of what matters for cell line development.

- More critical productivity attributes from each clone
- More clones screened in less time
- More user-friendly workflow
- More insight for better clone selection



Cy-Clone PLUS harnesses the power of the iQue® Screener PLUS with ForeCyt Software.

Scan the QR code, visit www.intellicyt.com/Cy-Clone or contact your representative to learn more.



Product Number	Description
91142	Cy-Clone PLUS Kit 1 x 384
91143	Cy-Clone PLUS Kit 5 x 384
91144	Cy-Clone PLUS Kit 20 x 384
91145	Cy-Clone PLUS Kit 50 x 384

intellicyt[®]

A SARTORIUS COMPANY

+1•505•345•9075 • www.intellicyt.com

IntelliCyt technology is protected by the following patents and other patents pending:
6,890,487, 6,878,556, 7,368,084, 7,842,244, 8,021,872, 8,268,571, 8,637,261, 8,823,943, 9,012,235, D,722,515



FOR RESEARCH USE ONLY. NOT FOR *IN VITRO* DIAGNOSTIC USE.