

Company profile

Sartorius Stedim Biotech is a leading provider of cutting-edge equipment and services for the development, quality assurance and production processes of the biopharmaceutical industry. Its integrated solutions and focus on single-use technologies are supporting biopharma companies around the world to develop and produce drugs safely, timely and economically. Head-quartered in Aubagne, France, Sartorius Stedim Biotech employs around 10,250 people in more than 30 countries.

Investment Highlights

1. Focus on the high-growth biopharma market
2. Broad and differentiating product offering
3. Strong global presence
4. High share of recurring business; significant market entry barriers
5. Proven track record with alliances and acquisitions;
6. High continuity with respect to customer base, employees and management

Key Figures

in millions of € unless otherwise specified

	Q1 2026	Δ in %	Q1 2025	FY 2025	FY 2024	FY 2023
Sales revenue (% Δ in const. fx)	761.5	+7.9	744.6	2,967.5	2,780.0	2,775.5
Underlying EBITDA ¹	233.4	+1.9	229.0	913.7	779.0	785.4
Underlying EBITDA margin ¹ in %	30.7	-0.1 pp	30.8	30.8	28.0	28.3
Underlying net profit after non-controlling interest ²	113.6	+0.5	113.1	427.7	337.5	385.9
Underlying Earnings per share ² in €	1.17	+0.5	1.16	4.40	3.49	4.19
Equity ratio ³ in %	50.6	+2.3 pp	48.3	51.7	48.7	34.6
Ratio of net debt to underlying EBITDA ⁴	2.28	-	2.72	2.38	2.81	4.46

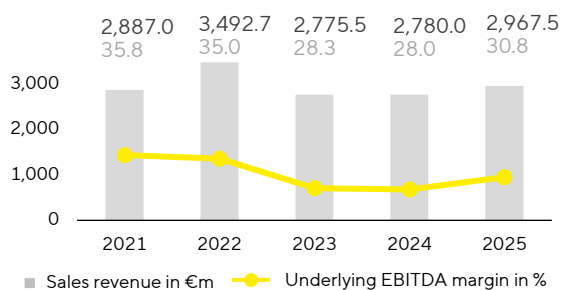
1 Earnings before interest, taxes, depreciation, and amortization and adjusted for extraordinary items.

2 Profit for the period after non-controlling interest, adjusted for extraordinary items and amortization, as well as based on the normalized financial result and the normalized tax rate.

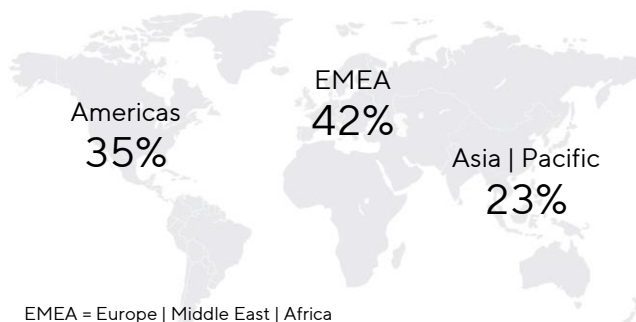
3 Equity in relation to the balance sheet total.

4 Quotient of net debt and underlying EBITDA over the past 12 months, including the pro forma amount contributed by acquisitions for this period.

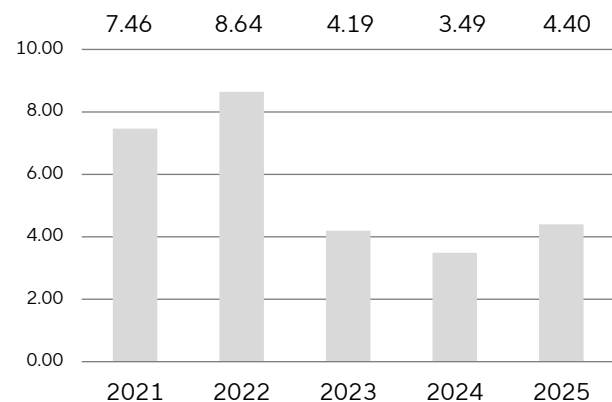
Sales and Earnings Development



Sales Revenue by Region 2025



Underlying Earnings per Share¹ in €



2026 Guidance

	Actual 2025	FY 2026
Sales revenue growth (in %, cc)	9.6%	~6% to ~10%
Underlying EBITDA margin ¹	30.8%	Slightly above 31%
Capex Ratio	13.3%	At ~PY level
Net debt to underlying EBITDA ²	2.38	Slightly above 2

1 Profit for the period after non-controlling interest, adjusted for extraordinary items and amortization, as well as based on the normalized financial result and the normalized tax rate.

1 Underlying = excluding extraordinary items

2 Excluding potential capital measures and/or acquisitions

Strategy

- Positioned as a total solution provider for the biopharma industry with a product portfolio covering nearly all steps of the customers' production processes
- Global leading positions in key technology platforms; e.g. process filtration, fluid management, fermentation and membrane chromatography
- One of the widest portfolios in the industry with a clear focus on single-use technologies such as filters, bags and cell culture media
- Regionally focused on gaining market share in North America and leveraging our strong market growth in Asia
- Continuous expansion through complementary acquisitions and alliances

Facts about the Share

Ticker symbol: DIM

Ticker symbol Bloomberg: DIM:FP

Ticker symbol Reuters: STD.M.P

ISIN: FR0013154002

Liquidity provider: Kepler Cheuvreux

Stock exchange: Euronext Paris

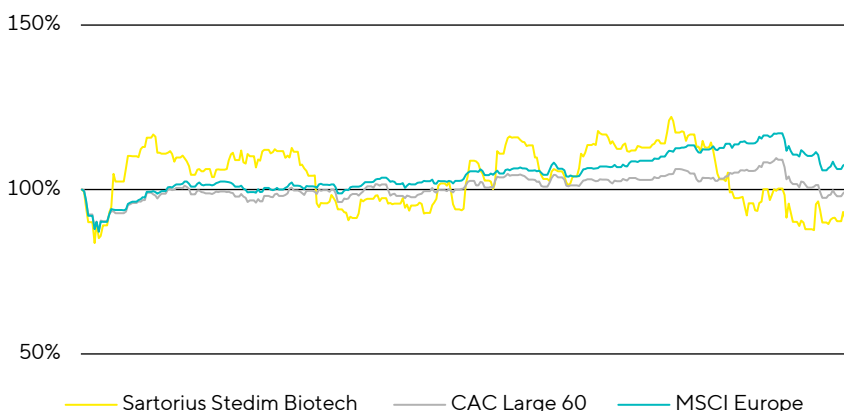
Market segment: Local Securities - Compartement A (Large Caps)

Indexes:

- SBF 120
- CAC Next 20
- CAC Large 60
- CAC HEALTH CARE
- STOXX Europe 600
- MSCI France

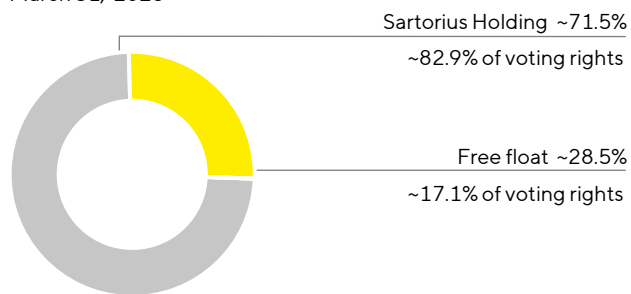
Sartorius Stedim Biotech Share (indexed)

April 1, 2025, to March 31, 2026



Shareholder Structure

March 31, 2026



Financial calendar

July 23, 2026

Publication Half-Year Report 2026

October 22, 2026

Publication 9M 2026 Results

Disclaimer

This fact sheet contains statements concerning the future performance of the Sartorius Group. These statements are based on assumptions and estimates. Although we are convinced that these forward-looking statements are realistic, we cannot guarantee that they will actually materialize. This is because our assumptions harbour risks and uncertainties that could lead to actual results diverging substantially from the expected ones. It is not planned to update our forward-looking statements. Throughout this fact sheet, differences may be apparent as a result of rounding during addition.

Contact

Petra Müller

Head of Investor Relations

Tel.: +49.551.308.6035

Email: petra.mueller2@sartorius.com