

Company profile

Sartorius Stedim Biotech is a leading provider of cutting-edge equipment and services for the development, quality assurance and production processes of the biopharmaceutical industry. Its integrated solutions and focus on single-use technologies are supporting biopharma companies around the world to develop and produce drugs safely, timely and economically. Head-quartered in Aubagne, France, Sartorius Stedim Biotech employs around 9,900 people in more than 30 countries.

Investment Highlights

- 1. Focus on the high-growth biopharma market
- 2. Broad and differentiating product offering
- 3. Strong global presence
- 4. High share of recurring business; significant market entry barriers
- 5. Proven track record with alliances and acquisitions;
- 6. High continuity with respect to customer base, employees and management

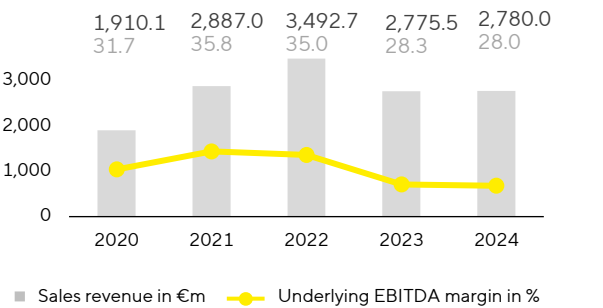
Key Figures

in millions of € unless otherwise specified

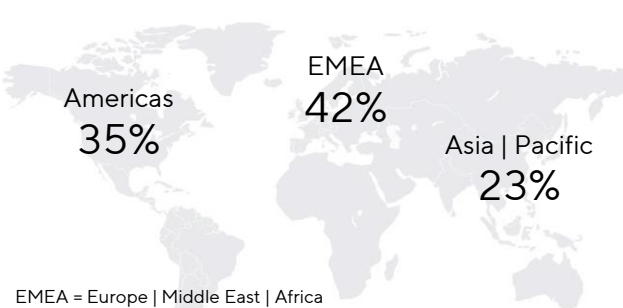
	H1 2025	Δ in %	H1 2024	FY 2024	FY 2023	FY 2022
Sales revenue (% Δ in const. fx)	1,489.6	+9.4	1,373.2	2,780.0	2,775.5	3,492.7
Underlying EBITDA <sup>1</sup>	461.9	+19.3	387.3	779.0	785.4	1,221.4
Underlying EBITDA margin <sup>1</sup> in %	31.0	+2.8 pp	28.2	28.0	28.3	35.0
Underlying net profit <sup>2</sup>	227.9	+38.3	164.8	337.5	385.9	796.6
Underlying Earnings per share <sup>2</sup> in €	2.34	+36.8	1.71	3.49	4.19	8.64
Equity ratio <sup>3</sup> in %	48.6	+2.8 pp	45.8	48.7	34.6	49.6
Ratio net debt to underlying EBITDA <sup>1,4</sup>	2.7	-	3.3	2.8	4.5	0.8

1 Earnings before interest, taxes, depreciation, and amortization and adjusted for extraordinary items  
2 Profit for the period after non-controlling interest, adjusted for extraordinary items and amortization, as well as based on the normalized financial result and the normalized tax rate  
3 Equity in relation to the balance sheet total  
4 Quotient of net debt and underlying EBITDA over the past 12 months, including the pro forma amount contributed by acquisitions for this period

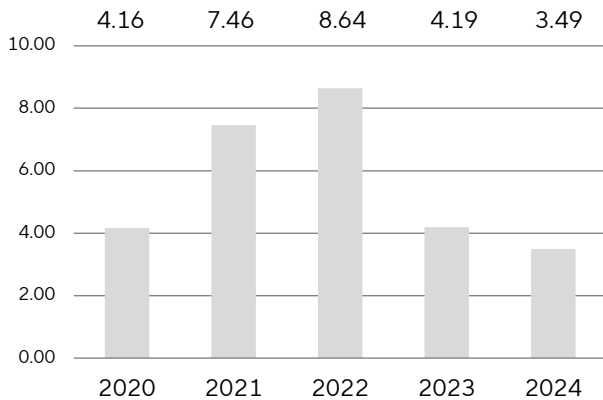
Sales and Earnings Development



Sales Revenue by Region 2024



Underlying Earnings per Share<sup>1</sup> in €



2025 Guidance

	Actual 2024	FY 2025 <sup>1</sup>
Sales revenue growth (in %)	0.6%	+7% (+/- 2pp)
Underlying EBITDA margin <sup>2</sup>	28.0%	~30% to ~31%
Capex ratio	12.2%	~13%
Net debt/ul. EBITDA <sup>2,3</sup>	2.8	Approx. 2.5

1 Profit for the period after non-controlling interest, adjusted for extraordinary items and amortization, as well as based on the normalized financial result and the normalized tax rate.  
2 Organic, in constant currency; 2 Underlying = excluding extraordinary items  
3 Quotient of net debt and underlying EBITDA over the past 12 months

**Note:** The sales and margin forecast does not include possible effects of tariffs and related mitigating or corrective measures, which, depending on their design, scope and duration, could impact sales and margin development temporarily to a certain extent. Management does not expect any influence on the strong position and competitiveness of Sartorius.

Strategy

- Positioned as a total solution provider for the biopharma industry with a product portfolio covering nearly all steps of the customers’ production processes
  - Global leading positions in key technology platforms; e.g. process filtration, fluid management, fermentation and membrane chromatography
- One of the widest portfolios in the industry with a clear focus on single-use technologies such as filters, bags and cell culture media
  - Regionally focused on gaining market share in North America and leveraging our strong market growth in Asia
  - Continuous expansion through complementary acquisitions and alliances

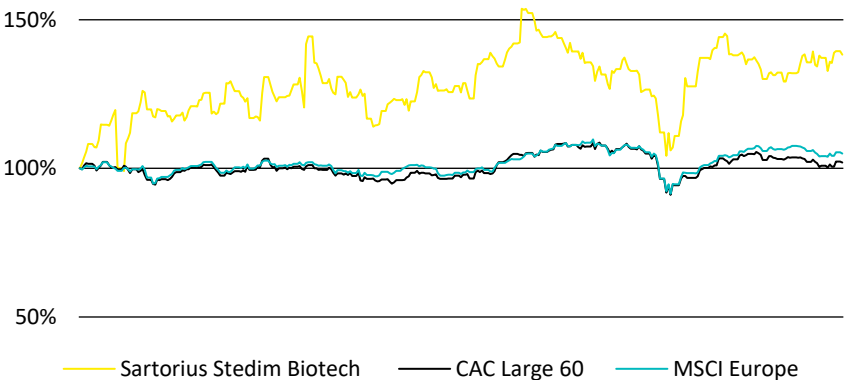
Facts about the Share

**Ticker symbol:** DIM  
**Ticker symbol Bloomberg:** DIM:FP  
**Ticker symbol Reuters:** STDM.P  
**ISIN:** FR0013154002  
**Liquidity provider:** Gilbert Dupont  
**Stock exchange:** Euronext Paris  
**Market segment:** Local Securities – Compartement A (Large Caps)  
**Indexes:**

- SBF 120
- CAC Next 20
- CAC Large 60
- CAC HEALTH CARE
- STOXX Europe 600
- MSCI France

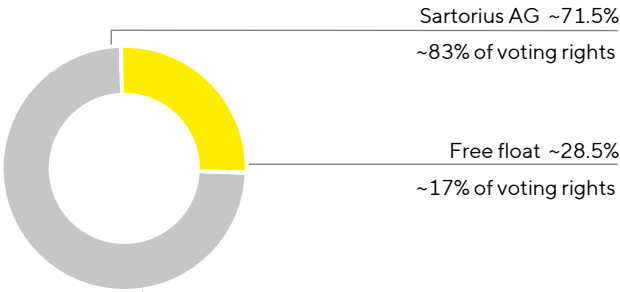
Sartorius Stedim Biotech Share (indexed)

July 1, 2024, to June 30, 2025



Shareholder Structure

June 30, 2025



Financial calendar

October 16, 2025  
Publication of Quarterly Statement Jan. – Sep. 2025

Disclaimer

This fact sheet contains statements concerning the future performance of the Sartorius Stedim Biotech. These statements are based on assumptions and estimates. Although we are convinced that these forward-looking statements are realistic, we cannot guarantee that they will actually materialize. This is because our assumptions harbour risks and uncertainties that could lead to actual results diverging substantially from the expected ones. It is not planned to update our forward-looking statements. Throughout this fact sheet, differences may be apparent as a result of rounding during addition.

Contact

Petra Müller  
Head of Investor Relations  
Tel.: +49.551.308.6035  
Email: petra.mueller2@sartorius.com