

Company profile

Sartorius Stedim Biotech is a leading provider of cutting-edge equipment and services for the development, quality assurance and production processes of the biopharmaceutical industry. Its integrated solutions and focus on single-use technologies are supporting biopharma companies around the world to develop and produce drugs safely, timely and economically. Head-quartered in Aubagne, France, Sartorius Stedim Biotech employs around 9,900 people in more than 30 countries.

Investment Highlights

- 1. Focus on the high-growth biopharma market
- 2. Broad and differentiating product offering
- 3. Strong global presence
- 4. High share of recurring business; significant market entry barriers
- 5. Proven track record with alliances and acquisitions;
- 6. High continuity with respect to customer base, employees and management

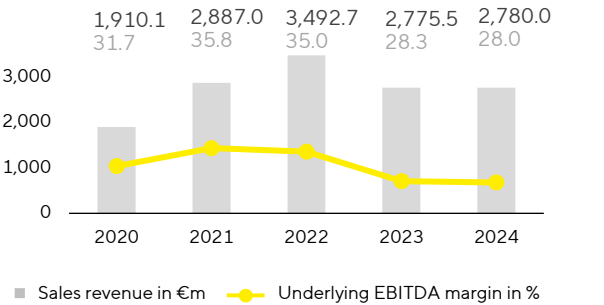
Key Figures

in millions of € unless otherwise specified

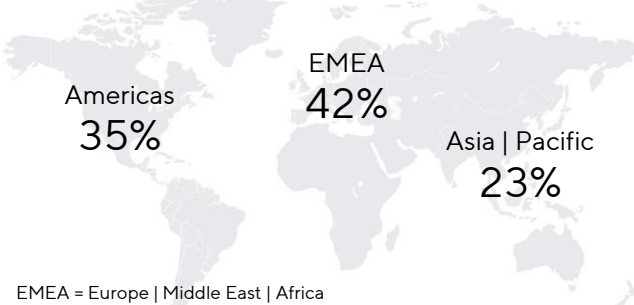
	Q1 2025	Δ in %	Q1 2024 ⁵	FY 2024	FY 2023	FY 2022
Sales revenue (% Δ in const. fx)	744.6	+10.4	666.9	2,780.0	2,775.5	3,492.7
Underlying EBITDA ¹	229.0	+19.9	191.0	779.0	785.4	1,221.4
Underlying EBITDA margin ¹ in %	30.8	+2.2pp	28.6	28.0	28.3	35.0
Underlying net profit ²	113.1	+34.5	84.1	337.5	385.9	796.3
Underlying Earnings per share ² in €	1.16	+34.5	0.86	3.49	4.19	8.6
Equity ratio ³ in %	48.3	+2.4pp	45.9	48.7	34.6	49.6
Ratio net debt to underlying EBITDA ^{1,4} (x)	2.7		3.3	2.8	4.5	0.8

1 Earnings before interest, taxes, depreciation, and amortization and adjusted for extraordinary items
2 Profit for the period after non-controlling interest, adjusted for extraordinary items and amortization, as well as based on the normalized financial result and the normalized tax rate
3 Equity in relation to the balance sheet total
4 Quotient of net debt and underlying EBITDA over the past 12 months, including the pro forma amount contributed by acquisitions for this period
5 The previous year's figures have been revised due to finalization of the purchase price allocation for the acquisition of Polyplus

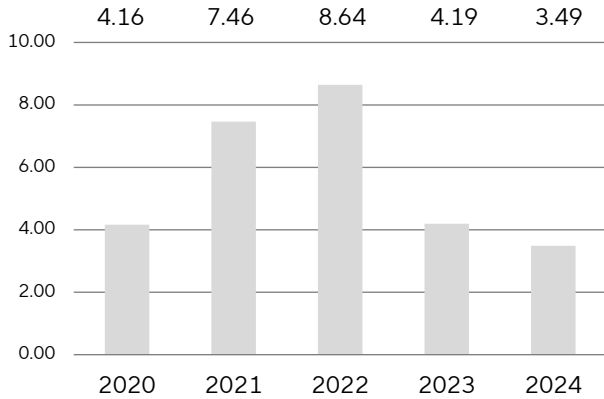
Sales and Earnings Development



Sales Revenue by Region 2024



Underlying Earnings per Share¹ in €



2025 Guidance

	Actual 2024	FY 2025 ¹
Sales revenue growth (in %)	0.6%	+7% (+/- 2pp)
Underlying EBITDA margin ²	28.0%	~30% to ~31%
Capex ratio	12.2%	~13%
Net debt/ul. EBITDA ^{2,3}	2.8	Approx. 2.5

1 Profit for the period after non-controlling interest, adjusted for extraordinary items and amortization, as well as based on the normalized financial result and the normalized tax rate.
1 in constant currency; 2 Underlying = excluding extraordinary items
3 Quotient of net debt and underlying EBITDA over the past 12 months

Strategy

- Positioned as a total solution provider for the biopharma industry with a product portfolio covering nearly all steps of the customers’ production processes
 - Global leading positions in key technology platforms; e.g. process filtration, fluid management, fermentation and membrane chromatography
- One of the widest portfolios in the industry with a clear focus on single-use technologies such as filters, bags and cell culture media
 - Regionally focused on gaining market share in North America and leveraging our strong market growth in Asia
 - Continuous expansion through complementary acquisitions and alliances

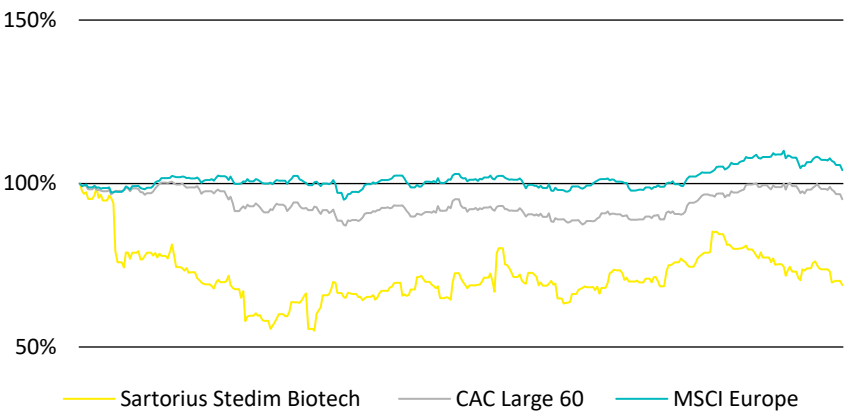
Facts about the Share

Ticker symbol: DIM
Ticker symbol Bloomberg: DIM:FP
Ticker symbol Reuters: STDM.P
ISIN: FR0013154002
Liquidity provider: Gilbert Dupont
Stock exchange: Euronext Paris
Market segment: Local Securities – Compartement A (Large Caps)
Indexes:

- SBF 120
- CAC Next 20
- CAC Large 60
- CAC HEALTH CARE
- STOXX Europe 600
- MSCI France

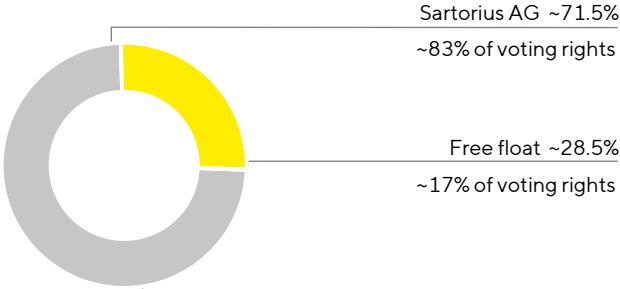
Sartorius Stedim Biotech Share (indexed)

April 1, 2024, to March 31, 2025



Shareholder Structure

March 31, 2024



Financial calendar

July 22, 2025
Publication of Half-Year Report Jan. - June 2025
October 16, 2025
Publication of Quarterly Statement Jan. - Sep. 2025

Disclaimer

This fact sheet contains statements concerning the future performance of the Sartorius Group. These statements are based on assumptions and estimates. Although we are convinced that these forward-looking statements are realistic, we cannot guarantee that they will actually materialize. This is because our assumptions harbour risks and uncertainties that could lead to actual results diverging substantially from the expected ones. It is not planned to update our forward-looking statements. Throughout this fact sheet, differences may be apparent as a result of rounding during addition.

Contact

Petra Kirchhoff
Head of Corporate Communications
Tel.: +49.551.308.1686
Email: petra.kirchhoff@sartorius.com

Petra Müller
Head of Investor Relations
Tel.: +49.551.308.6035
Email: petra.mueller2@sartorius.com